

SMARTRACING™ PRODUCTS

A Company Developing Smart Racing
Products Through Engineering

Bilstein Strut Modification for Upper Camber/Caster Plates and Assembly Sequence with Floating Upper Spring Hat Part No. 452390

General overview:

To allow any Bilstein strut to be converted to use coil-over springs while simultaneously fitting to our separately adjustable camber/caster plates. The spacers have been designed to correctly space the strut in the 5/8" spherical bearing. The strut top (E) has two duties; one, to act as a spacer and two, to act as the perch for the floating spring support (F). Note: our floating support is designed for 2-1/4" ID springs.

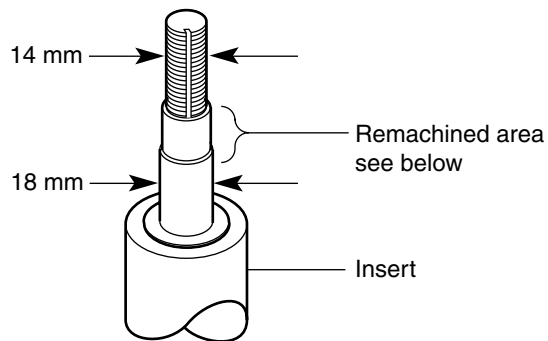
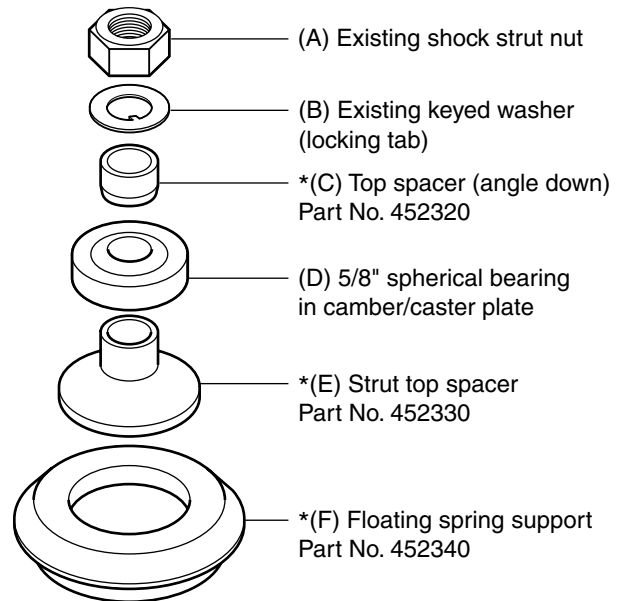
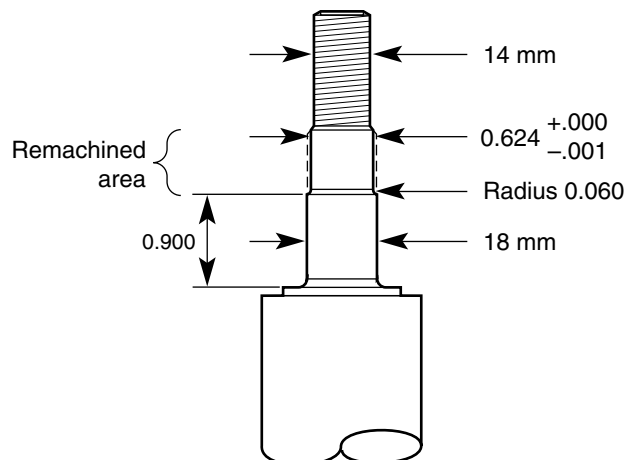
Machining overview:

In order to use Bilstein struts (or any strut) with our adjustable camber/caster plates, the strut upper stud must be modified as shown. If you do not have access to a lathe or a competent machinist, we can do the modification for you for \$85.00/set.

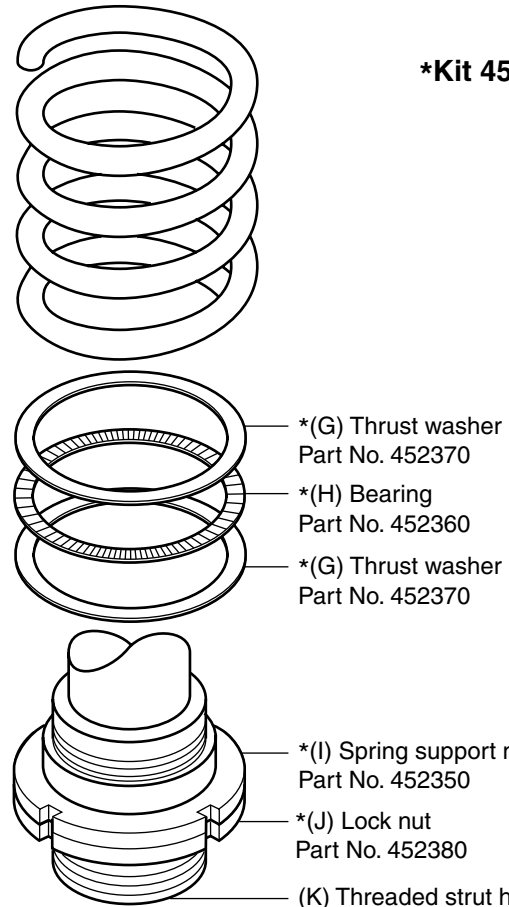
Assembly:

Follow the illustration for assembly sequence. Tighten shock nut (A) to 35 Nm (25 ft-lbs) and bend locking tab (B) into place.

If you have any questions or concerns, please do not hesitate to contact us.



***Kit 452390**



Questions or comments please call 408.369.9997 or FAX 408.369.9741

www.smartracingproducts.com

452390.ILL Rev 4